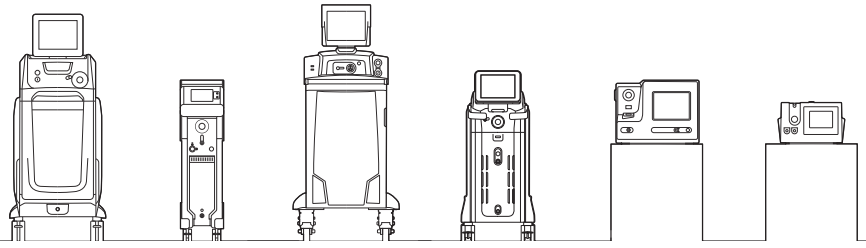


Reference List



Benign Prostatic Hyperplasia (BPH)

DEVICES: CYBER TM, CYBER HO

Many publications provide evidences of Thulium and Holmium laser as an ideal solution for the treatment of BPH. Thulium and Holmium can be used to carry out different techniques (enucleation, vaporization and resection), showing significant flexibility in use, safety and reliability. Our Cyber TM and Cyber Ho devices are commonly and effectively used worldwide to treat patients diagnosed with BPH. The following publications deal with the use of Cyber TM and Cyber Ho lasers:

Nazzani S, Blezien O, Motta G, Molinari F, Signorini C, Ratti D, Acquati P, Stubinski R, Picozzi S, Carmignani L; Energy Impact On Storage Symptoms After Thulium Enucleation Of Prostate: A Large Multi Institutional Analysis. *The Journal Of Urology*, May 2020; Vol. 203 (4S), MP32-17 (e491).

Bozzini G, Berti L, Besana U, Calori A, Antonelli D, Malvestiti G, Sighinolfi C, Rocco B, Buizza C; Prognostic factors predicting late bleeding after ThuLEP. *35th Annual EAU Congress- PT329*.

Bozzini G, Besana U, Calori A, Berti L, Maltagliati M, Sighinolfi MC, Micali S, Govorov A, Pushkar D, Liatsikos E, Gozen AS, Rocco B, Buizza C; 7U-Thulium Laser Enucleation of the Prostate (7U-ThuLEP): description of the technique (with video). *Urology Video Journal*, Volume 7, 2020, 100036.

Giordano S, Coman I, Besana U, Calori A, Buizza C, Bozzini G; Ejaculation sparing thulium laser enucleation of the Prostate (es-thulep): outcomes on a large cohort. *The Journal of Urology*, 201(4s), May 4, 2019 - MP27-07.

Sarma D, Singh Y, Baruah SJ, Rajeev TP, Barua SK, Bagchi PK, Phukan M, Kashyap MP; Thulium laser vaporization versus vapoenucleation (without Morcellation) technique for bph: do we have a winner? *J Endolum Endourol Vol 2(1):e24-e36; February 15, 2019*.

Vartak KP, Raghuvanshi K; Outcome of thulium laser enucleation of prostate surgery in high-risk patients with benign prostatic hyperplasia. *Urol Ann. 2019 Oct-Dec; 11(4): 358-362*.

Socarras ME, Proietti S, Luciano R, Scarfo F, Saitta G, Gaboardi F, Giusti G; Thulium:YAG vs Holmium:YAG laser effect on soft tissue: evidence from an ex vivo experimental study. *Poster presented at WCE 2019 (Abu Dhabi); MP26-21*.

Castellani D, Pirola GM, Gasparri L, Pucci M, Rosa MD, Carcano G, Saredi G, Dellabella M; Are outcomes of Thulium Laser Enucleation of the Prostate different in men aged 75 and over? A propensity score analysis. *Urology. 2019 Jun 25. pii: S0090-4295(19)30568-0*.

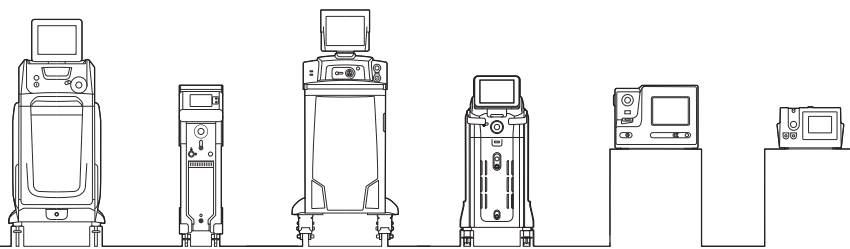
Maruccia S, Kinzikeeva E, Spiga P, Pastore A, Cacace G, Casellato S; Economic impact of the introduction of laser surgery in the treatment of benign prostatic hyperplasia. *AUA 2019; MP01-18*.

Giordano S, Bozzini G, Coman I, Besana U, Turno Chisena SA, Buizza C; BBP Larger Than 150 Cc: Outcomes Reached With Thulep. *The Journal of Urology 201(4S), May 2019 -MP45-03 (e638)*.

Giordano S, Coman I, Besana U, Calori A, Buizza C, Bozzini G; Ejaculation sparing thulium laser enucleation of the Prostate (es-thulep): outcomes on a large cohort. *The Journal of Urology*, 201(4s), May 4, 2019 - MP27-07.

Bozzini G, Roche JB, Besana U, Romero Otero J, Gastaldi C, Calori A, Buizza C; Thulium laser enucleation (ThuLEP) versus Holmium laser enucleation of the prostate (HoLEP): A two institution trial to compare intra and early postoperative outcomes. *EAU Supplements, March 2019, 18(1), e1913*.

Reference List



Sarma D, Singh Y, Baruah SJ, Rajeev TP, Barua SK, Bagchi PK, Phukan M, Kashyap MP; Thulium laser vaporization versus vapoenucleation (without Morcellation) technique for bph: do we have a winner? *J Endourol* Vol 2(1):e24-e36; February 15, 2019.

Carmignani L, Clementi MC, Signorini C, Motta G, Nazzani S, Palmisano F, De Lorenzi E, Catellani M, Mistretta A, Conti FA, Tringali V, MB Costa, Vizziello D; Safety and feasibility of thulium laser transurethral resection of prostate for the treatment of benign prostatic enlargement in overweight patients. *Asian Journal of Urology*; 6(3) July 2019, Pp. 270-274.

Saredi G, Pirola GM, Ambrosini F, Barbieri S, Berti L, Pacchetti A, Iovino D, Ietto G, Libassi L, Carcano G; Feasibility of En Bloc Thulium Laser Enucleation of the Prostate in a Large Case Series. Are Results Enhanced by Experience? *PII: S2214-3882(19)30006-2*.

Chang CH, Lin TP, Huang JY; Safety and effectiveness of high-power thulium laser enucleation of the prostate in patients with glands larger than 80mL. *BMC Urol*. 2019 Jan 21;19(1):8.

Pacchetti A, Pirola GM, Berti L, Palumbo M, Ietto G, Carcano G, Terrone C, Saredi G; En Bloc Thulium Laser Enucleation of the Prostate: a step-by-step guide to improve enucleation time and efficiency for endoscopic enucleation of prostatic adenoma. *Urology*. 2019 Feb;124:307.

Carmignani L, Picozzi SC, Vizziello D, Finkelberg E, Ratti D, Stubinski R, Acquati P, Manfredi M, Motta G, Clementi MC, Signorini C, Blezien O, Maruccia S; Thulium Laser Prostate Enucleation In Refractory Urinary Retention: Operative And Functional Outcomes In A Large Cohort Of Patients (Mid-Term Results). *WCE 2018 (Paris)*; MP11-22.

Carmignani L, Picozzi SC, Vizziello D, Finkelberg E, Ratti D, Stubinski R, Acquati P, Manfredi M, Motta G, Clementi MC, Signorini C, Blezien O, Nazzani S; Predictive factors of Acute urinary retention after thulium prostate surgery for bladder outlet obstruction. *WCE 2018 (Paris)*; UP3-28.

Vizziello D, Clementi MC, Motta G, Signorini C, Nazzani S, Blezien O, Ratti D, Finkelberg E, Acquati P, Carmignani L; Severe storage symptoms improvement in men with LUTS treated with thulium laser enucleation and vaporization. *WCE 2018 (Paris)*.

Pirola GM, Saredi G, Duarte RC, Bernard L, Pacchetti A, Berti L, Martorana E, Carcano G, Badet L, Fassi-Fehri H; Holmium laser versus

thulium laser enucleation of the prostate: a matched-pair analysis from two centers. *Therapeutic Advances in Urology* (2018), pp. 1-11.

Castellani D, Saredi G, Pirola GM, Gasparri L, Pavia MP, Ambrosini F, Berti L, Sembenini F, Dellabella M; Comparison between two different en bloc Thulium laser enucleation of the prostate: does technique influence complications and outcomes? *Urology*. 2018 Sep;119:121-126.

Carmignani L, Motta G, Signorini C, Vizziello D, Ratti D, Picozzi S, Marengi C, Clementi MC, Nazzani S, Stubinski R; Can thulium vaporization of the prostate be considered as safe and effective as thulium vapoenucleation also for prostates larger than 80 ml? Preliminary results from a single institution. *WCE 2017 abstract, Vancouver 12-16 Sept.*; MP30-10.

Carmignani L, Clementi MC, Nazzani S, Vizziello D, Finkelberg E, Signorini C, Maruccia S, Motta G; Thulium laser vaporization: how many grams per minute? *WCE 2017 abstract, Vancouver 12-16 Sept.*; MP30-9.

Carmignani L, Motta G, Signorini C, Vizziello D, Ratti D, Picozzi S; Comparison of the urinary outcomes of ThuVAP in two groups of patients with a prostate volume <80ml and >80ml (preliminary data). *WCE 2017 abstract, Vancouver 12-16 Sept.*; MP30-7.

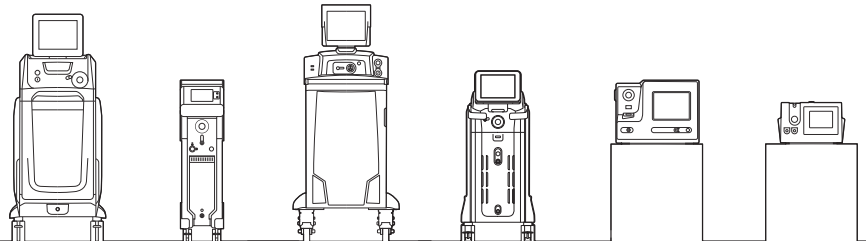
Carmignani L, Vizziello D, Clementi MC, Conti A, De Lorenzi E, Acquati P; Safety and Feasibility of Thulium laser transurethral resection of prostate for benign prostatic enlargement surgery in overweight and obese patients. *WCE 2017 abstract, Vancouver 12-16 Sept.*; MP30-6.

Carmignani L, Signorini C, Clementi MC, Vizziello D, Motta G, Nazzani S, Picozzi S, Stubinski R; Benign prostatic hyperplasia in octuagenarians: a thulium laser vaporization experience. *WCE 2017 abstract, Vancouver 12-16 Sept.*; MP30-5.

Carmignani L, Motta G, Signorini C, Vizziello D, Ratti D, Picozzi S, Marengi C, Clementi MC, Nazzani S; Is preoperative urinary flow a predictive value of postoperative acute urinary retention rate? *WCE 2017 abstract, Vancouver 12-16 Sept.*; MP29-1.

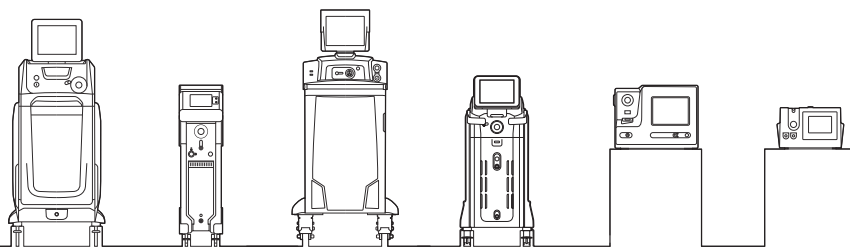
Carmignani L, Nazzani S, Motta G, Clementi MC, Signorini C, Acquati P, Marengi C, Vizziello D; Sexual outcomes of thulium laser ejaculation-sparing surgery (TES) for benign prostatic hyperplasia. *WCE 2017 abstract, Vancouver 12-16 Sept.*; MP25-16.

Reference List



- Carmignani L, Nazzani S, Motta G, Clementi MC, Signorini C, Acquati P, Marengi C, Vizziello D; Postoperative complications in 400 patients undergone endoscopic prostatic surgery with Thulium laser. *WCE 2017 abstract, Vancouver 12-16 Sept.; MP24-13.*
- Saredi G, Pacchetti A, Pirola GM, Berti L, Ambrosini F, Martorana E, Marconi AM; En-Bloc Thulium Laser Enucleation of the Prostate: Surgical Technique and Advantages Compared with the Classical Technique. *Urology. 2017 Oct;108:207-211.*
- Palmero-Martí JL, Panach-Navarrete J, Valls-González L, Ganau-Ituren A, Miralles-Aguado J, Benedicto-Redón A; Comparative study between thulium laser (Tm: YAG) 150W and greenlight laser (LBO:ND-YAG) 120W for the treatment of benign prostatic hyperplasia: Short-term efficacy and security. *Actas Urol Esp. 2017 Apr;41(3):188-193.*
- Bozzini G, Seveso M, Melegari S, de Francesco O, Buffi NM, Guazzoni G, Provenzano M, Mandressi A, Taverna G; Thulium laser enucleation (ThuLEP) versus transurethral resection of the prostate in saline (TURIS): A randomized prospective trial to compare intra and early postoperative outcomes. *Actas Urol Esp. 2017;41(5):309-315.*
- Carmignani L, Pastore A, Picozzi S, Vizziello D, Finkelberg E, Ratti D, Schirinzì M, Saccà A, Pisano F, Maruccia S; Thulium laser prostate enucleation in refractory urinary retention: Operative and functional outcomes in a large cohort of patients. *Eur Urol Suppl 2017; 16(3):e516.*
- Bozzini G, Casellato S, Maruccia S, Saredi G, Parma P, Taverna G; Thulium laser enucleation (ThuLEP) versus transurethral resection of the prostate in saline (TURIS): a randomized prospective trial to compare costs per procedure. *April 2017 197(4), Supplement, e448.*
- Pearce SM, Pariser JJ, Malik RD, Famakinwa OJ, Chung DE; Outcomes following Thulium vapoenucleation of large prostates. *Int Braz J Urol. 2016 Jul-Aug;42(4):757-65.*
- Saredi G, Pacchetti A, Pirola GM, Martorana E, Berti L, Scropo FI, Marconi AM; Impact of Thulium Laser Enucleation of the Prostate on Erectile, Ejaculatory and Urinary Functions. *Urol Int. 2016;97(4):397-401.*
- Carmignani L, Pastore AL, Picozzi SCM, Finkelberg E, Ratti D, Vizziello D, Schirinzì ML, Saccà A, Pisano F, Maruccia S; Thulium Laser Prostate Enucleation in Refractory Urinary Retention: Operative and Functional Outcomes in a Large Cohort of Patients. *Urology. 2016 Jul;93:152-7.*
- Barbalat Y, Velez MC, Sayegh CI, Chung DE; Evidence of the efficacy and safety of the thulium laser in the treatment of men with benign prostatic obstruction. *Ther Adv Urol. 2016 Jun; 8(3):181-91.*
- Carmignani L, Ratti D, Vizziello D, Marengi C, Picozzi S, Finkelberg E, Nazzani S, Stubinski R, Casellato S; Postoperative complications in 400 patients undergone endoscopic prostatic surgery with Thulium laser. *The Journal of Urology (2016), April 2016 Volume 195, Issue 4, Supplement, e571.*
- Bozzini G, Taverna G, Seveso M, Bono P, De Franceco O, Buffi NM, Guazzoni GF, Provenzano M, Mandressi A; ThuLEP vs TURIS, a randomized prospective trial to compare intra and early postoperative outcomes. *European Urology Supplements, March 2016; 15(3):e1086.*
- Ketan PV, Prashant HS; Thulium laser enucleation of the prostate is a safe and a highly effective modality for the treatment of benign prostatic hyperplasia - Our experience of 236 patients. *Urol Ann. 2016 Jan-Mar; 8(1): 76-80.*
- Carmignani L, Ratti D, Vizziello D, Marengi C, Picozzi S, Finkelberg E, Nazzani S, Stubinski R, Casellato S; TES (Thulium ejaculation sparing): Impact of Thuvep/Thuvap on sexual outcomes. *The Journal of Urology (2016), Volume 195, Issue 4, e576 - e577.*
- Chang CH, Lin TP, Chang YH, Huang WJS, Lin ATL, Chen KK; Vapoenucleation of the prostate using a high-power thulium laser: a one-year follow-up study. *BMC Urology 2015, 15:40.*
- Carmignani L, Bozzini G, Macchi A, Maruccia S, Picozzi S, Casellato S; Sexual outcome of patients undergoing thulium laser enucleation of the prostate for benign prostatic hyperplasia. *Asian Journal of Andrology 2015 Sep-Oct; 17(5):802-806.*
- Carmignani L, Macchi A, Ratti D, Finkelberg E, Casellato S, Bozzini G, Maruccia S, Marengi C, Picozzi S; Are Histological Findings of Thulium Laser Vapo-Enucleation Versus Transurethral Resection of the Prostate Comparable? *Pathology & Oncology Research (September 2015), 21(4), pp 1071-1075.*
- Saredi G, Pirola G, Pacchetti A, Lovisolo JA, Borroni G, Sembenini, Marconi AM; Evaluation of the learning curve for thulium laser enucleation of the prostate with the aid of a simulator tool but without tutoring: comparison of two surgeons with different levels of endoscopic experience. *BMC Urology 2015; 15:49.*

Reference List



Casellato S, Picozzi S, Macchi A, Stubinski R, Marengi C, Nazzari S, Ratti D, Carmignani L; Terapia antiaggregante e tecnica endoscopica laser al tulio per il trattamento dell'ipertrofia prostatica: Studio caso-controllo in pazienti in terapia antiaggregante sottoposti a ThuVEP. 88° Congresso Nazionale Società Italiana di Urologia, Ottobre 2015, P257.

Carmignani L, Picozzi S, Bozzini G, Ratti D, Maruccia S, Macchi A, Osmolorskiy B, Kamalov A; Transurethral thulium laser vapo-enucleation versus transvesical open enucleation for prostate adenoma greater than 80 g: a study of 78 patients. 25th World Congress on Videourology June 2015; PP-03.

Carmignani L, Bozzini G, Casellato S, Picozzi S, Finkelberg E, Marengi C, Osmolorskiy B, Kamalov A; Irritative symptoms after thulium laser enucleation of the prostate (Thulep): our experience. 25th World Congress on Videourology June 2015; PP-05.

Carmignani L, Macchi A, Ratti D, Finkelberg E, Casellato S, Maruccia S, Marengi C, Picozzi S; One day surgery in the treatment of benign prostatic enlargement with thulium laser: A single institution experience. Korean Journal of Urology 2015 May; 56(5):365-369.

Pariser JJ, Famakinwa OJ, Pearce SM, Chung DE; High-power thulium laser vaporization of the prostate: short-term outcomes of safety and effectiveness. Journal of Endourology 2014 Nov; 28(11):1357-62.

Gianduzzo T; 180 Watt Thulium laser vaporization of the prostate for BPH - safety and efficacy in 100 cases with up to 1 year follow up. USANZ 2014, 67th annual scientific meeting, Brisbane; No. 085.

Carmignani L, Bozzini G, Ratti D, Picozzi S, Casellato S, Macchi A, Finkelberg E; Clinical course of patients receiving anti-platelets therapy who underwent thulium laser enucleation of the prostate. Urology 2014 October; 84(4), supplement 1; MP-02.10.

Vargas C, Garcia-Larrosa A, Capdevila S, Laborda A; Vaporization of the Prostate with 150-W Thulium Laser: Complications with 6-Month Follow-Up. Journal of Endourology, Volume 28, Number 7, July 2014, Pp. 841-845.

Mattioli S, Picinotti A, Burgio A; Thulium laser in patients with BPH on anticoagulant and antiplatelet drugs. European Urology Supplements 2014, 13;e135.

Vargas C, Capdevila S, Laborda A, Garcia Larrosa A (Viladecans Hospital, Barcelona, Spain); Prostate vaporization. comparison of energy levels:

Green laser 120W vs Thulium:YAG 150W,2013. (white paper available at <<http://www.radistribution.com/index.php/cyber-tm-publications>>).

Sanchis L, Palmero JL, Garau C, Morán E, Miralles J, Benedicto A; Vaporización de próstata con Láser Tulio: resultados tras 12 meses de seguimiento. LXXVIII Congreso Nacional de Urología, Granada June 2013; P-99.

Carmignani L, Picozzi S, Macchi A, Casellato S, Bozzini G, Maruccia S, Marengi C; A prospective evaluation of 200 patients undergoing ThuLEP at our institution. 8° Congresso Nazionale UrOP, Ravello (Italy); May 2013.

Carmignani L, Marengi C, Stefano P, Casellato S, Bozzini G; Thulium laser enucleation of the prostate in a pulsed modality. 8° congresso nazionale UrOP, Ravello (Italy); May 2013.

MR Feneley. Institute of Urology and Nephrology, University College Hospital, London, UK; Cyber TM 150W 2010nm Thulium:YAG continuous wave vaporesection for benign prostatic hyperplasia. 2012 (white paper available at <<http://www.radistribution.com/index.php/cyber-tm-publications>>).

Feneley MR. Institute of Urology and Nephrology, University College Hospital, London, UK; Cyber TM 150W Thulium:Yag: A unique laser system for treatment of BPH. 2012 (white paper available at <<http://www.drketanvartak.com/download/>>).

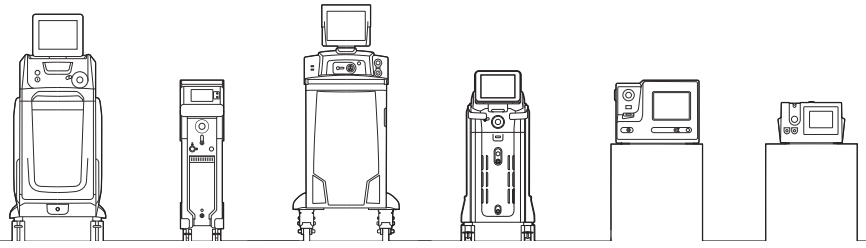
Picozzi S, Casellato S, Bozzini G, Stubinski R, Ratti D, Carmignani L; Thulium Laser Enucleation of the Prostate in Patients on Anticoagulant or Antiaggregant Therapy. Fukuoka 2012 - 32nm Congress of the SIU; MP-13.14.

Carmignani L, Lunelli L, Bozzini G, Picozzi S, Casellato S; Comparison between monopolar trans-urethral resection of prostate and thulium laser enucleation of the prostate: a single institution experience. Fukuoka 2012 - 32nm Congress of the SIU; MP-06.08.

Saredi G, Pirola GM, Giancesini G, Marconi AM; ThuLep, primi risultati su 21 pazienti trattati. Urologia 2012; 79(Suppl. 19).

Benelli R, Fiorini A, Picinotti A, Burgio A, Mattioli S; Il laser tulio nel trattamento della patologia prostatica. 2012 (white paper available at <http://www.legatumoriprato.it/wp-content/uploads/2012/06/lasertrullo.pdf>).

Reference List



Lithotripsy

DEVICES: CYBER HO, LITHO, LITHO EVO

The use of Holmium (Ho:YAG) laser in the treatment of stones is now widely accepted, with such technology representing a safe and reliable choice when used both percutaneously and endoscopically.

Quanta System Ho:YAG laser devices are commonly and effectively used worldwide to perform lithotripsy in patients. The following publications deal with the use of Cyber Ho and Litho laser devices:

Maltagliati M, Bozzini G, Besana U, Calori A, Rivolta L, Malvestiti G, Pedaci G, Antonelli D, Sighinolfi C, Rocco B, Buizza C; Virtual Basket ureteroscopic holmium laser lithotripsy: Intraoperative and early postoperative outcomes. *35th Annual EAU Congress - Virtual (EAU20V)* – 866.

Waseda, Y., Takazawa, R., Kobayashi, M. et al. Successful outcomes of endoscopic lithotripsy in completely bedridden patients with symptomatic urinary calculi. *Sci Rep 10, 8839 (2020)*.

Karagöz MA, Erihan IB, Doluoğlu ÖG, et al. Efficacy and safety of fURS in stones larger than 20 mm: is it still a threshold? *Cent European J Urol. 2020; 73: 49-54*.

Zhang S, Qi R, Terry R, Whelan P, Preminger G et al.; Comparison of Stone Fragmentation Characteristics of the 9 Fr and 1.9 Fr Next-Generation Electrohydraulic Lithotripters and Current Lithotripsy Modalities. *J Urol Ren Dis 05: 1185 (2020)*.

Bozzini G, Aydogan TB, Müller A, Sighinolfi MC, Besana U, Calori A, Lorenzo B, Govorov A, Pushkar D, Pini G, Pastore AL, Romero-Otero J, Rocco B, Buizza C; A comparison among PCNL, Miniperc and Ultraminiperc for lower calyceal stones between 1 and 2 cm: a prospective, comparative, multicenter and randomised study. *BMC Urol. 2020;20(1):67*.

Pirani F, Makhani SS, Kim FY, et al. Prospective Randomized Trial Comparing the Safety and Clarity of Water Versus Saline Irrigant in Ureteroscopy. *Eur Urol Focus. 2020;S2405-4569(20)30066-3*.

Socarrás M, González LL, Reinoso J, Gómez Rivas J, Cuadros V, Del Alamo JF, Del Dago PJ, Gómez Sancha F; Pulse Modulation for Holmium

Laser: Vapor Tunnel–Virtual Basket–Bubble Blast. *Videourology* Vol. 34, No. 3.

Bozzini G, Berti L, Besana U, Calori A, Maltagliati M, Roche JB, Gözen AS, Breda A, Pini GA, Pastore AL, Micali S, Sighinolfi MC, Rocco B, Buizza C; “Vapor Tunnel”: Advantages of a New Setting Option for Urgent Holmium Laser Lithotripsy with Cyber-Ho. *Videourology 34(2)*.

Vaddi CM, Ramakrishna P, Swamy Pm S, Ganesan S, Anandan H; Bilateral simultaneous RIRS for calculus anuria in a 4 months male baby. *Urol Case Rep. 2019 Dec 20;29:101085*.

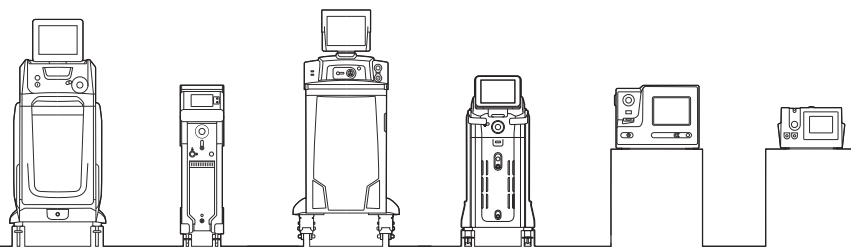
Erkoc M, Agalarov S; RIRS (Retrograde Intrarenal Surgery) is safe and effective in aging male patients: A single surgeon experience. *Annals of Medical Research 2019;26(11):2545-8*.

Erdoğan A, Keskin E, Altun A; Percutaneous nephrolithotomy versus flexible ureteroscopy in terms of cost-effectiveness in patients with 10-30 mm renal stones. *Urologia. 2019 Sep 23:391560319876805*.

Kızılaya F, Kalemci S, Turna B, Şimşir A, Nazlıa O; Ho:YAG Laser versus Pneumatic Lithotripsy for Management of Pediatric Ureteral Stones: a Prospective - Comparative Analysis with Adults. *Journal of Pediatric Urology, November 2019*

Topaktas R, Aydin C, Altin S, Akkoc A, Aydın ZB, Urkmez A; The Efficacy of Ultra-thin Semi-rigid Ureteroscopy with Holmium Laser Lithotripsy in Pediatric Ureteral Stones: A Single-center Experience. *Cureus 2019 Aug 27;11(8):e5496*.

Reference List



Yoshida S, Takazawa R, Uchida Y, Kohno Y, Waseda Y, Tsujii T; The significance of intraoperative renal pelvic urine and stone cultures for patients at a high risk of post-ureteroscopy systemic inflammatory response syndrome. *Urolithiasis*. 2019 Dec;47(6):533-540.

Bayar G, Kilinc MF, Yavuz A, Aydın M; Adjunction of Tamsulosin or Mirabegron Before Semi-Rigid Ureterolithotripsy Improves Outcomes: Prospective, Randomized Single-Blind Study. *Int Urol Nephrol* 51 (6), 931-936 Jun 2019.

Kozyrakis DG, Kratiras ZK, Perikleous SK, Zarkadas AP, Chatzistamoy SE, Karagiannis DK, Solinis IT; How Effective Is Retrograde Semirigid and Flexible Ureteroscopic Lithotripsy for the Treatment of Large Ureteral Stones Equal of or Greater than 15 mm? Results from a Single Center. *Urol Int*. 2019 Apr 18:1-7.

Carmignani L, Clementi MC, Motta G, Nazzani S, Signorini C, Blezien O, Ratti D, Finkelberg E, Picozzi S, Manfredi M, Acquati P, Stubinski R, Vizziello D; RIRS in one day. *WCE 2018 (Paris)*.

Vizziello D, Acquati P, Clementi MC, Motta G, Signorini C, Nazzani S, Blezien O, Carmignani L; Virtual Basket technology – Impact on high frequency lithotripsy in a urological simulator. *WCE 2018 (Paris); MP27-17*.

Carmignani L, Clementi MC, Motta G, Nazzani S, Signorini C, Blezien O, Ratti D, Finkelberg E, Picozzi S, Manfredi M, Acquati P, Stubinski R, Vizziello D; RIRS in one day. *WCE 2018 (Paris)*.

Bozzini G, Verze P, Arcaniolo D, Dal Piaz O, Buffi NM, Guazzoni G, Provenzano M, Osmolorskij B, Sanguedolce F, Montanari E, Macchione N, Pummer K, Mirone V, De Sio M, Taverna G; A prospective randomized comparison among SWL, PCNL and RIRS for lower calyceal stones less than 2 cm: a multicenter experience: A better understanding on the treatment options for lower pole stones. *World J Urol*. 2017 Dec;35(12):1967-1975.

Kucukdurmaz F, Efe E, Sahinkanat T, Amasyalı AS, Resim S; Ureteroscopy With Holmium:Yag Laser Lithotripsy for Ureteral Stones in Pre-school Children: Analysis of the Factors Affecting the Complications and Success. *Urology*. 2018 Jan;111:162-167.

Çimen HI, Halis F, Sağlam HS, Gökçe A; Fluoroscopy-free technique is safe and feasible in retrograde intrarenal surgery for renal stones. *Turk J Urol*. 2017 Sep;43(3):309-312.

Vartak KP, Salvi PH; Laparoscopic-assisted mini percutaneous nephrolithotomy for treatment of large calculi in pelvic ectopic kidney. *Urol Ann*. 2017 Apr-Jun;9(2):174-176.

Maruccia S, Sanguedolce F, Casellato S, Dal Piaz, Montanari E, Pummer K, Verze P, Mirone V, Taverna G, Romero Otero J, Bozzini G; A comparison among PCNL, miniperc and ultraminiperc for lower calyceal stones between 1 and 2 cm: A multicenter experience. *Eur Urol Suppl* 2017; 16(3);e961.

Bozzini G, Verze P, Dal Piaz O, Seveso M, Mandressi A, Buffi N, Guazzoni G, Provenzano M, Osmolorskij B, Sanguedolce F, Montanari E, Macchione N, Mirone V, Taverna G; A prospective randomized comparison among SWL, PCNL and RIRS for lower calyceal stones less than 2 cm: a multicenter experience. *European Urology Supplements*, 15(3);e689.

Palmero JL, Durán-Rivera AJ, Miralles J, Pastor JC, Benedicto A; Comparative study for the efficacy and safety of percutaneous nephrolithotomy (PCNL) and retrograde intrarenal surgery (RIRS) for the treatment of 2-3,5 cm kidney stones. *Arch Esp Urol*. 2016 Mar;69(2):67-72.

Bagcioglu M, Demir A, Sulhan H, Karadag MA, Uslu M, Tekdogan UY; Comparison of flexible ureteroscopy and micropercutaneous nephrolithotomy in terms of cost-effectiveness: analysis of 111 procedures. *Urolithiasis*. 2016 Aug;44(4):339-44.

Istanbulluoğlu MO, Alptekin H, Işık H, Buldu I; Ureteroscopy and Laser Lithotripsy for Treatment of Ureteral Stones in Pregnants: Single Center Experience. *Dicle Medical Journal* 2016; 43 (1): 122-125.

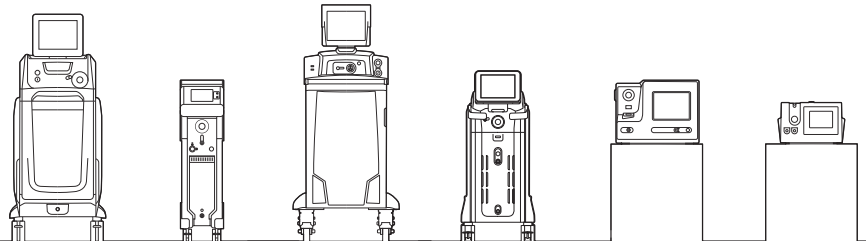
Karatag T, Buldu I, Kaynar M, Taskapu H, Tekinarslan E, Istanbulluoğlu MO; Treatment of Symptomatic Lower Pole Stones of a Kidney with Partial Nephrectomy Using Micropercutaneous Nephrolithotomy Technique. *Case Reports in Urology, Volume 2015 (2015), Article ID 456714*.

Azili MN, Ozturk F, Inozu M, Çaycı FS, Acar B, Ozmert S, Tiryaki T; Management of stone disease in infants. *Urolithiasis* (2015) 43:513–519.

Tanik S, Zengin K, Albayrak S, Atar M, Imamoglu MA, Bakirtas H, Gurdal M; The Effectiveness of Flexible Ureterorenoscopy for Opaque and Non-opaque Renal Stone. *Urology journal* (2015), 12(1):2005-9.

Halinski A, Halinski A; Flexible Ureterorenoscopy as a New Possibility of Treating Nephrolithiasis in Children – Preliminary Reports. *International Journal of Medical and Health Sciences Vol:2, No:9, 2015*.

Reference List



Palmero JL, Castelló A, Miralles J, Nuño de La Rosa I, Garau C, Pastor JC; Results of retrograde intrarenal surgery in the treatment of renal stones greater than 2 cm. *Actas Urol Esp.* 2014 May;38(4):257-62.

Palmero JL, Miralles J, Garau C, Nuño de la Rosa I, Amoros A, Benedicto A; Retrograde intrarenal surgery (RIRS) in the treatment of calyceal diverticulum with lithiasis. *Arch Esp Urol.* 2014 May;67(4):331-6.

Azili MN, Ozcan F, Tiryaki T; Retrograde intrarenal surgery for the treatment of renal stones in children: Factors influencing stone clearance and complications. *Journal of Pediatric Surgery, Volume 49, Issue 7, July 2014, Pages 1161-1165.*

Kirac M, Tepeler A, Guneri C, Kalkan S, Kardas S, Armagan A, Biri H; Reduced radiation fluoroscopy protocol during retrograde intrarenal surgery for the treatment of kidney stones. *Urol J.* 2014 Jul 8;11(3):1589-94.

Tiryaki T, Azili MN, Özmert S; Ureterscopy for treatment of ureteral stones in children: factors influencing the outcome. *Urology.* 2013 May;81(5):1047-51.

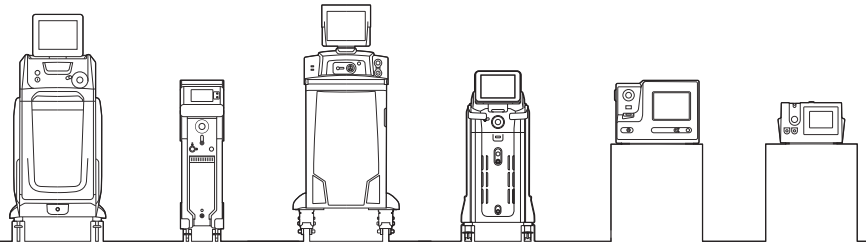
Armagan A, Tepeler A, Silay MS, Ersoz C, Akcay M, Akman T, Erdem MR, Onol SY; Micropercutaneous Nephrolithotomy in the Treatment of Moderate-Size Renal Calculi. *J Endourol.* 2013, Feb; 27(2):177-81.

Humanski P. Specjalista Hospital, Kutno, Poland; Holmium:YAG laser: an obviously necessary piece of equipment for an outpatient urological surgery. 2012 (white paper available at <<http://www.radistribution.com/index.php/litho-publications>>).

Mattioli S. Clinica Columbus, Milan, Italy; Versatile applications of Holmium:Yag 30W laser in endourology. (white paper available at <<http://www.radistribution.com/index.php/litho-publications>>).

Palmero JL, Amoros A, Ramirez M, Pastor JC, Benedicto A; Surgical therapy of lithiasis in horseshoe kidney. *Actas Urol Esp.* 2012;36(7):439 – 443.

Reference List



Other Urology Surgery

DEVICES: CYBER TM, CYBER HO, LITHO, LITHO EVO

Many publications report the use of lasers, including Thulium and Holmium, in the treatment of urinary tumors (including bladder and UUT tumors), as alternative to the standard techniques.

The use of Quanta System Cyber TM, Litho and Cyber Ho devices is reported and described in the following works:

Bozzini G, Gastaldi C, Besana U, Calori A, Casellato S, Parma P, Pastore A, Macchi A, Breda A, Gozen A, Skolarikos A, Herrmann T, Scoffone C, Eissa A, Sighinolfi MC, Rocco B, Buizza C, Liatsikos E; Thulium-laser Retrograde Intra Renal Ablation (T-RIRA) of upper urinary tract transitional cell carcinoma: an ESUT study. *Minerva Urol Nefrol.* 2020 Jan 30. doi: 10.23736/S0393-2249.20.03689-9.

Karabulut I, Yilmaz AH, Keskin E, Erdoğan A; Two methods in bladder neck stenosis treatment efficiency: Holmium YAG laser and cold blade incision. *Ann Clin Anal Med* 2020;11(Suppl 2): S123-126.

Hsieh YC, Huang SK, Su CC, Wang JC, Shen KH, Feng IJ, Chiu AW, Liu CL; Endoscopic Thulium Laser Ablation of Upper Tract Urothelial Carcinoma: a Retrospective Study with Subgroup Analyses. *BMC Urology* 2020 (in review); doi:10.21203/rs.2.20091/v1.

Socarras ME, Proietti S, Luciano R, Scarfo F, Saitta G, Gaboardi F, Giusti G; Thulium:YAG vs Holmium:YAG laser effect on soft tissue: evidence from an ex vivo experimental study. Poster presented at WCE 2019 (Abu Dhabi); MP26-21.

Signorini C, Motta G, Vizziello D, Clementi MC, Nazzani S, Nazzani S, Blezien O, Stubinski R, Acquati P, Picozzi S, Finkelberg E, Ratti D, Manfredi M, Carmignani L; Thulium Laser Coagulation of Residual Ureteral Endometriosis. *Videourology.* 2019, DOI: 10.1089/vid.2018.0047.

Caione P, Gerocarni Nappo S, Collura G, Matarazzo E, Bada M, Del Prete L, Innocenzi M, Mele E and Capozza N; Minimally Invasive Laser Treatment of Ureterocele. *Front. Pediatr.* 7:106 (2019).

Signorini C, Motta G, Vizziello D, Clementi MC, Nazzani S, Nazzani S, Blezien O, Stubinski R, Acquati P, Picozzi S, Finkelberg E, Ratti D, Manfredi M, Carmignani L; Thulium laser coagulation of residual ureteral endometriosis. *The Journal of Urology* 201(45) May 2019; V01-12.

Garg S, Gupta VG, Singh A, Garg R; Thulium:YAG Laser Partial Nephrectomy: A Successful Approach for Small Renal Masses". *EC Clinical and Medical Case Reports* 2.3 (2019): 94-97.

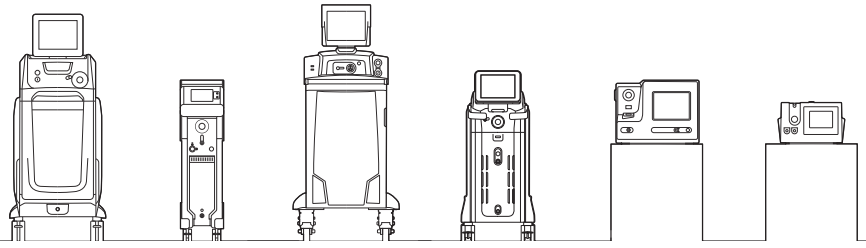
Garg S, Gupta VG, Singh A, Garg R; Synchronous Primary Malignancy Of Urinary Bladder And Kidney: A Rare Case Report. *Acta Scientific Cancer Biology* 3(11) 2019.

Bozzini G, Maruccia S, Pastore A, Buffi N, Guazzoni G, Parma P, Saredi G, Casellato S, Montanari E; Thulium laser en-bloc resection of bladder tumor (THUEB-BT): TIGER (Thulium Italian Group Established on Research) study to compare laser and electrical en-bloc transurethral resection of bladder tumor. *Eur Urol Suppl* 2018; 17(2);e1611.

Musi G, Mistretta FA, Marengi C, Russo A, Catellani M, Nazzani S, Conti A, Luzzago S, Ferro M, Matei DV, Carmignani L, de Cobelli O; Thulium Laser Treatment of Upper Urinary Tract Carcinoma: A Multi-Institutional Analysis of Surgical and Oncological Outcomes. *J Endourol.* 2018 Mar;32(3):257-263.

Maruccia S, Saredi G, Parma P, Casellato S, Bozzini G; Thulium laser treatment of upper urinary tract transitional cell carcinoma. *Eur Urol Suppl* 2017; 16(3);e1802.

Reference List



Ghaddar Y, Ghaddar J; Étude comparative des traitements des tumeurs vésicales superficielles: (laser Thulium) versus (RTU monopolaire). *Progrès en Urologie*. 2016 Nov;26(13):720-721.

Mattioli S, Picinotti A, Burgio A; Single laser incision for treatment of congenital bladder neck sclerosis: new technique. *Urologia*. 2016 Nov 18;83(4):204-206.

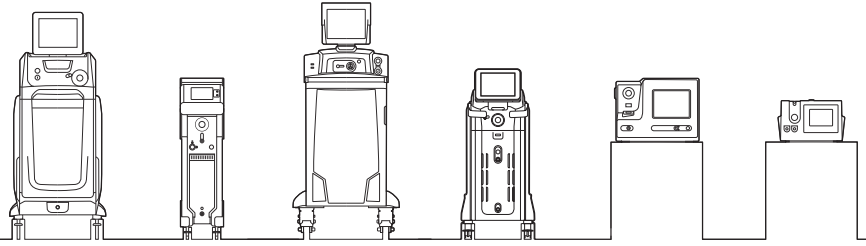
Ghaddar Y, Ghaddar J; Étude comparative de l'efficacité du traitement du cancer localisé de la prostate: (Laser Thulium + Ablatherm) versus (RTUP + Ablatherm). *Progrès en Urologie*. 2016 Nov; 26(13):706-707.

Bialek W et al; Thulium laser TURBT - initial experience. *43rd National Congress of the Polish Urological Association, September 5-7, 2013 Jachranka, Poland*.

Humanski P. Specjalista Hospital, Kutno, Poland; Holmium:YAG laser: an obviously necessary piece of equipment for an outpatient urological surgery. 2012 (white paper available at <<http://www.radistribution.com/index.php/litho-publications>>).

Mattioli S. Clinica Columbus, Milan, Italy; Versatile applications of Holmium:Yag 30W laser in endourology. (white paper available at <<http://www.radistribution.com/index.php/litho-publications>>).

Reference List



Thoracic Surgery

DEVICES: CYBER TM, OPERA EVO

Many publications report the use of lasers in thoracic surgery, including Thulium laser.
The use of Quanta System Cyber TM device is reported and described in the following publications:

Zhang Y, Wang R, Qian K, Liu L, Li Y, Hu M, Zhao X, Hua L, Zhi X; A Retrospective Comparative Study of 2- μ m Thulium Laser During Thoracoscopic Resection of Pulmonary Nodules. *Indian Journal of Surgery* (2020); <https://doi.org/10.1007/s12262-020-02146-6>.

Zhang Y, Wang R, Qian K, Su L, Liu L, Hu M, Li Y, Zhao X, Hua L, Zhi X; Clinical applications of Thulium laser in thoracoscopic resection of pulmonary nodules. *Chin J Thorac Cardiovasc Surg*, June 2017, Vol.33, No.06.

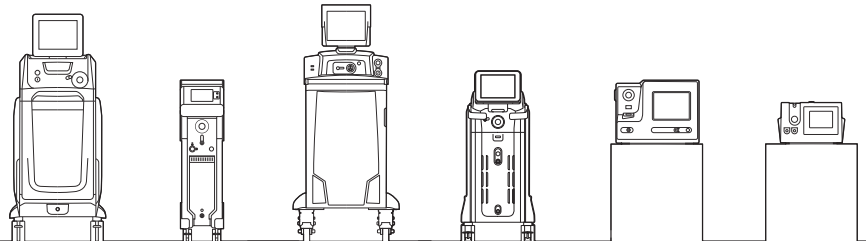
Droghetti A, Vannucci J, Bufalari A, Bellezza G, De Monte V, Marulli G, Bottoli MC, Giovanardi M, Daddi N, De Angelis V, Moriconi F, Puma F; Pleurodesis with Thulium Cyber Laser versus talc poudrage: a comparative experimental study. *Lasers Med Sci*. 2016 Sep;31(7):1407-13.

Marulli G, Droghetti A, Di Chiara F, Calabrese F, Rebusso A, Perissinotto E, Muriana G, Rea F; A prospective randomized trial comparing stapler and laser techniques for interlobar fissure completion during pulmonary lobectomy. *Lasers Med Sci*. 2013 Feb; 28(2):505-11.

Scanagatta P, Furia S, Leo F, Duranti L, Tavecchio L, Polimeno E, Acerbis F, Pelosi G, Pastorino U; Feasibility and safeness of laser pulmonary anatomic resection in patients with incomplete fissures. Results of a randomized, phase II, controlled trial. 48^o STS Annual Meeting, Fort Lauderdale, Florida, January 2012; P97.

Scanagatta P, Pelosi G, Leo F, Furia S, Duranti L, Fabbri A, Manfrini A, Villa A, Vergani B, Pastorino U; Pulmonary resections: cytostructural effects of different-wavelength lasers versus electrocautery. *Tumori*, 98:90-93, 2012.

Reference List



Gastroenterology

DEVICES: OPERA EVO, CYBER TM, LITHO, LITHO EVO, CYBER HO

The use of lasers in the GI field has been recently explored, showing interesting features with respect to alternative and more established methods.

The use of Quanta System Opera EVO, Cyber TM and Litho devices is reported and described in the following publications:

Han S, Shah RJ; Cholangiopancreatography-guided Soft Tissue Laser Dissection And Ablation For Refractory Strictures And Neoplasia. *Gastrointestinal Endoscopy* 91(6s), 2020 ; Su1422.

Mutignani M, Dioscoridi L, Italia A, Forti E, Pugliese F, Cintolo M, Bonato G, Giannetti A, Massad M; Thulium laser to manage a difficult biliary lithiasis: a first case report. *Endoscopy*. 2019 Aug 9.

Tontini GE, Dioscoridi L, Rimondi A, Cantù P, Cavallaro F, Elli L, Pastorelli L, Pugliese F, Mutignani M, Vecchi M; Safety and efficacy of the Thulium & Erbium Laser System on bleeding vascular lesions of the GI tract: a real life multi centre study. *ESGE Days 2019, April 4-6, Prague (Endoscopy 2019; 51(04): S64)*

Tontini GE, Rimondi A, Neumann H, Annunziata ML, Cavallaro F, Lagoussis P, Spina L, Vavassori S, Pastorelli L, Vecchi M; Safety and Efficacy of the new Thulium / Erbium laser system in patients with gastrointestinal bleeding from vascular lesions. *Poster presented at UEG Week 2019*

Dioscoridi L, Forti E, Pugliese F, Cintolo M, Italia A, Mutignani M; Thulium laser coagulation: a new effective endotherapy to treat gastrointestinal angiodysplasia. *Letter to the Editor published on Gastrointestinal Endoscopy 2019 Volume 90(2), pp.319-320*

Dioscoridi L, Pugliese F, Forti E, Cintolo M, Italia A, Tringali A, Bonato G, Giannetti A, Pontecorvi V, Mutignani M; Gastrointestinal angiodysplasias' endotherapy: a single-center comparison between

argon-plasma coagulation and thulium-laser coagulation. *Digestive and Liver Disease* 2019, 51(2), e155–e156; P.02.19

Tontini GE, Marinoni B, Pastorelli L, Rimondi A, Neumann H, Spina L, Vecchi M; In Vivo Endoscopic Hemostasis On Small Bowel Oozing Lesions: First Experience In The Emergency Setting with the Thulium/ Erbium Laser System. *Endoscopy* 2018; 50(04): S181-S182 (ESGE Days 2018 ePosters).

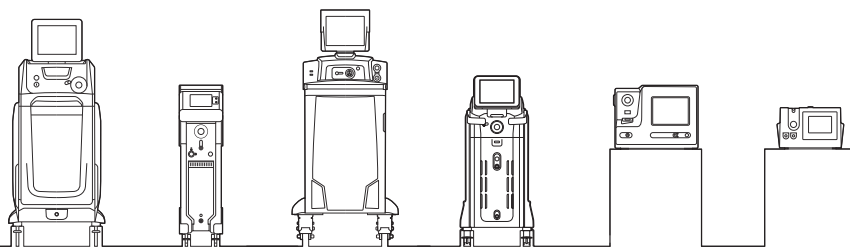
Siboni S, Aiolfi A, Ceriani C, Tontini GE, Bonavina L; Cricopharyngeal myotomy with thulium laser through flexible endoscopy: proof-of-concept study. *Endoscopy International Open* 2018; 06: E470–E473.

Mittal C, Shah RJ; Pancreatocopy-guided laser dissection and ablation for treatment of benign and neoplastic pancreatic disorders: an initial report (with videos). *Gastrointest Endosc*. 2019 Feb;89(2):384-389.

Tontini GE, Rimondi A, Neumann H, Annunziata ML, Cavallaro F, Lagoussis P, Spina L, Vavassori S, Pastorelli L, Vecchi M; Safety and Efficacy of the new Thulium/Erbium laser system in patients with gastrointestinal bleeding from vascular lesions. *UEG Week Wien Oct. 2018; P0558*.

Tontini GE, Neumann H, Rimondi A, Vavassori S, Bruni B, Cattignoli G, Zhou PH, Pastorelli L, Vecchi M; Ex vivo experimental study on the Thulium laser system: new horizons for interventional endoscopy (with videos). *Endosc Int Open*. 2017 Jun;5(6):E410-E415.

Reference List



Tontini GE, Soriani P, Neumann H, Spina L, Fagnani F, Carmignani L, Pastorelli L, Vecchi M, Cavallaro F, Rimondi A, Bruni B, Clemente C, Lagoussis P; Thulium laser in interventional endoscopy: animal and human studies. *Endoscopy*. 2017 Apr; 49 (4): 365-370.

Tontini GE, Neumann H, Carmignani L, Bruni B, Soriani P, Pastorelli L, Fagnani F, Clemente C, Bottani M, Vecchi M; Per-oral endoscopic myotomy (poem) with a new therapeutic laser system: first study in an ex vivo animal model. *FISMAD Feb. 2016 (Naples), issue: February 24 2016 - V.01.2*

Tontini GE, Soriani P, Neumann H, Spina L, Annunziata ML, Vavassori S, Fagnani F, Carmignani L, Pastorelli L, Vecchi M; Haemostatic treatment with a new therapeutic laser system – first in vivo experience. *FISMAD Feb. 2016 (Naples), issue: February 24 2016 - V.01.8*

Tontini GE, Soriani P, Neumann H, Spina L, Annunziata ML, Vavassori S, Fagnani F, Carmignani L, Pastorelli L, Vecchi M; A new therapeutic laser system for endoscopic ablation of esophageal lesions – first results in an established animal model. *FISMAD Feb. 2016 (Naples), issue: February 24 2016 P.14.16*

Tontini GE, Soriani P, Neumann H, Spina L, Annunziata ML, Vavassori S, Fagnani F, Carmignani L, Pastorelli L, Vecchi M; First In Vivo Experience of Haemostatic Treatment With a New Therapeutic Laser System (With Video). *GIE Journal (May 2016); Volume 83, Issue 5, Supplement, Page AB638*

Tontini GE, Soriani P, Neumann H, Fagnani F, Zhou PH, Carmignani L, Pastorelli L, Vecchi M; Safety and efficacy of a new therapeutic laser system for endoscopic ablation of Esophageal lesions – first results in an established animal model. *UEG Week 2015; Topic 11.1, UEG15-LB-5732*.

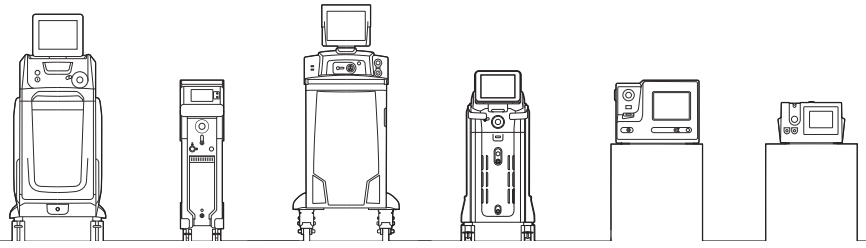
Tontini GE, Soriani P, Neumann H, Fagnani F, Zhou PH, Carmignani L, Pastorelli L, Vecchi M; Haemostatic treatment with a new therapeutic laser system – first in vivo experience (with video). *UEG Week 2015; Topic 11.1, UEG15-LB-5707*

Tontini GE, Neumann H, Carmignani L, Bruni B, Pastorelli L, Cavallaro F, Fagnani F, Clemente C, Bottani M, Vecchi M; Safety and efficacy of a new therapeutic laser system for hemostatic treatments in luminal GI endoscopy – first results in an established animal model. *UEG Week 2015; Topic 11.1, UEG15-ABS-2916*

Neumann H, Tontini GE, Carmignani L, Bruni B, Soriani P, Cavallaro F, Fagnani F, Clemente C, Bottani M, Vecchi M; Evaluation of a new therapeutic laser system for endoscopic submucosal dissection in established animal model. *UEG Week 2015; Topic 11.1, UEG15-ABS-3058*

Tontini GE, Neumann H, Carmignani L, Bruni B, Soriani P, Pastorelli L, Fagnani F, Clemente C, Bottani M, Vecchi M; First study on a new therapeutic laser system for per-oral endoscopic myotomy in an ex vivo animal model. *UEG Week 2015; Topic 11.1, UEG15-ABS-3323*

Reference List



Other Studies

DEVICES: DIODE SERIES, OPERA EVO

Diode lasers represent versatile and multidisciplinary tools aimed at ablation, incision and coagulation of different soft tissues. Their use is widely reported in literature and commonly accepted for many treatments.

Quanta System Diode lasers (including 532, 980 and 1470 nm wavelengths) have been largely distributed worldwide for different medical specialties.

The following publications deal with the use of Quanta System Diode Series devices and Opera EVO:

Kassab AN, Ahmed MR, Saber M, Mekawy S. Comparative intraindividual ablative tissue effects of diode laser 980 nm versus radiofrequency in tonsillar hypertrophy management. *Acta Otorhinolaryngol Ital.* 2019;39(3):150-155.

Im NR, Kim B, Kim J, Baek SK; Treating Oral Leukoplakia with a 532-nm Pulsed Diode Laser. *Medical Lasers; Engineering, Basic Research, and Clinical Application* 2019; 8(1): 39-42.

Park YM, Lim JY, Kang MS, Choi HS; Treatment Outcomes of Angiolytic Laser-Assisted Glottoplasty in Patients With Sulcus Vocalis. *Ann Otol Rhinol Laryngol.* 2019 May;128(5):377-383.

Tamburro R, Brunetti B, Muscatello V, Mantovani C, De Lorenzi D; Short-term surgical outcomes and histomorphological evaluation of thermal injury following palatoplasty performed with diode laser or air plasma device in dogs with brachycephalic airway obstructive syndrome. *The Veterinary Journal* 253, November 2019, 105391.

Ban MJ, Park JH, Ban WW, Kim JW, Park KN, Lee SW; Efficacy of fibre-optic laryngeal potassium titanyl phosphate laser surgery under local anaesthesia for the treatment of vocal polyps: A prospective study of 65 patients. *Clin Otolaryngol.* 2018 Dec;43(6):1617-1621.

De Lorenzi D, Bertoncello D, Mantovani C, Bottero E; Nasopharyngeal sialoceles in 11 brachycephalic dogs. *Vet Surg.* 2018 Apr;47(3):431-438.

Nejm CS Jr, Timi JR, de Araújo WB Jr, Caron FC; Endovenous laser ablation of the great saphenous vein. Varying energy may not affect outcome. *Phlebology* 2017 Feb;32(1):1318.

Nermin MY, Ali MS Samah SM; Impact of welding the dental enamel walls of the fissure system using semiconductor laser: In-Vitro study. *Dentistry* 2017, 7:8.

Rizzi M, Migliario M, Rocchetti V, Tonello S, Renò F; Near-infrared laser increases MDPC-23 odontoblast-like cells proliferation by activating redox sensitive pathways. *J Photochem Photobiol B.* 2016 Nov;164:283-288.

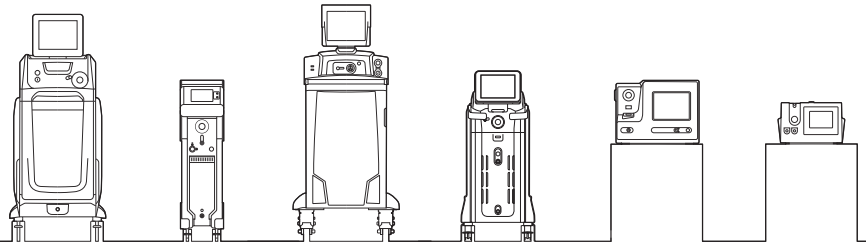
Fornaini C, Merigo E, Sozzi M, Rocca JP, Poli F, Selleri S, Cucinotta A; Four different diode lasers comparison on soft tissues surgery: a preliminary ex vivo study. *Laser Ther.* 2016 Jun 29;25(2):105-114.

De Lorenzi D, Mantovani C, Tripaldi F, Ferasin H; Redundant arytenoid mucosa: clinical presentation, treatment and outcome in three cats. *J Small Anim Pract.* 2016 Jan;57(1):40-3.

Saleh HM, Ibrahim DR, Michael MI, Kamal AM, El-Kharbotly AM, Bahgat MM; Immunologic changes after diode laser inferior turbinoplasty in allergic rhinitis. *Egypt J Otolaryngol* 2016;32:141-6.

Aydin A, Raison N, Khan MS, Dasgupta P, Ahmed K; Simulation-based training and assessment in urological surgery. *Nature Reviews Urology* 13, 503–519 (2016).

Reference List



Fornaini C, Merigo E, Sozzi M, Selleri S, Vescovi P, Cucinotta A; 810nm, 980nm, 1470nm and 1950nm diode laser comparison: a preliminary "ex vivo" study on oral soft tissues. *Proceedings Volume 9306, Lasers in Dentistry XXI; 930606 (2015).*

Di Girolamo N, Selleri P; Clinical Applications of Cystoscopy in Chelonians. *Vet Clin North Am Exot Anim Pract. 2015 Sep;18(3):507-26.*

Sayed IS, Saafan A, Abdel-Gawad FK, Harhash TA, Abdel-Rahman MA; Effect of low-level laser therapy on gene expression of vascular endothelial growth factor and interleukin-1 β in scalpel-induced and laser-induced oral wounds in rats. *J Dent Lasers 2015;9:23-30.*

WJB Araujo, JRR Timi, Júnior CSN, Caron FC; Evaluation of great saphenous vein occlusion rate and clinical outcome in patients undergoing laser thermal ablation with a 1470-nm bare fiber laser with low linear endovenous energy density. *J. Vasc. Bras.14 (4); Porto Alegre Oct./Dec. 2015.*

Akay F, İlhan A, Yolcu Ü, Gundogan FC, Yildirim Y, Toyran S; Diode laser-assisted transcanalicular dacryocystorhinostomy: the effect of age on the results. *Arq Bras Oftalmol. 2015 May-Jun;78(3):164-7.*

Markevičius N, Sudikas S, Gutauskas J, Gečas G; Recurrences after treatment of varicose veins with endovascular laser. *Medicinos Teorija ir Praktika 2015 - T.21 (Nr.1), 8–10 p; doi:10.15591/mtp.2015.001.*

Malskat WS, Stokbroekx MA, van der Geld CW, Nijsten TE, van den Bos RR; Temperature profiles of 980- and 1,470-nm endovenous laser ablation, endovenous radiofrequency ablation and endovenous steam ablation. *Lasers Med Sci. 2014 Mar;29(2):423-9.*

Luo DX, Jin XJ, Li GT, Sun HT, Li YY, Qi Y; The use of targeted percutaneous laser disc decompression under the guidance of puncture-radiating pain leads to better short-term responses in lumbar disc herniation. *Eur Rev Med Pharmacol Sci. 2014 Oct;18(20):3048-55.*

Nardini G, Bielli M, S Nicoli, Corlazzoli D, Selleri P, Leopardi S, Di Girolamo N; Litotripsia endoscopica laser nei cheloni: due casi. *Veterinaria, Anno 28, n. 6, Dicembre 2014.*

Abud B, Karaarslan K, Turhan S, Karaman Y; Is the temperature of tumescent anesthesia applied in the endovenous laser ablation important? Comparison of different temperatures for tumescent anesthesia applied during endovenous ablation of incompetent

great saphenous vein with a 1470 nm diode laser. *Vascular. 2014 Dec;22(6):421-6.*

Marqa MF, Mordon S, Hernández-Osma E, Trelles M, Betrouni N; Numerical simulation of endovenous laser treatment of the incompetent great saphenous vein with external air cooling. *Lasers in Medical Science, May 2013, 28(3), pp 833–844.*

Osma EH, Mordon SR, Marqa MF, Vokurka J, Trelles MA; A comparative study of the efficacy of endovenous laser treatment of the incompetent great saphenous under general anesthesia with external air cooling with and without tumescent anesthesia. *Dermatol Surg. 2013 Feb;39(2):255-62.*

Kassab AN, El Kharbotly A; Management of ear lobule keloids using 980-nm diode laser. *Eur Arch Otorhinolaryngol. 2012 Feb;269(2):419-23.*

Kassab AN, Rifaat M, Madian Y; Comparative study of management of inferior turbinate hypertrophy using turbinoplasty assisted by microdebrider or 980 nm diode laser. *J Laryngol Otol. 2012 Dec;126(12):1231-7.*

Vuylsteke ME, Thomis S, Mahieu P, Mordon S, Fourneau I; Endovenous laser ablation of the great saphenous vein using a bare fibre versus a tulip fibre: a randomised clinical trial. *Eur J Vasc Endovasc Surg 44 (6), 587-592. 2012 Oct 16.*

Hesham A, Fathi A, Attia M, Safwat S, Hesham A; Laser and topical mitomycin C for management of nasal synechia after FESS: a preliminary report. *Eur Arch Otorhinolaryngol (2011) 268:1289–1292.*

Amabile G, Rotondi M, Pirali B, Dionisio R, Agozzino L, Lanza M, Buonanno L, Di Filippo B, Fonte R, Chiovato L; Interstitial laser photocoagulation for benign thyroid nodules: time to treat large nodules. *Lasers Surg Med. 2011 Sep;43(8):797-803.*

Elhayes KA; Low intensity laser versus synthetic bone graft to increase bone density after enucleation of large cystic lesions of jaws. *Journal of American Science, 2011;7(6).*

Radwan DA, Mohammed NH, Zaky AA; Effectiveness of low power laser therapy and betamethasone in minimizing postoperative edema and trismus after third molar surgery: a clinical trial. *Journal of American Science, 2010;6(12).*